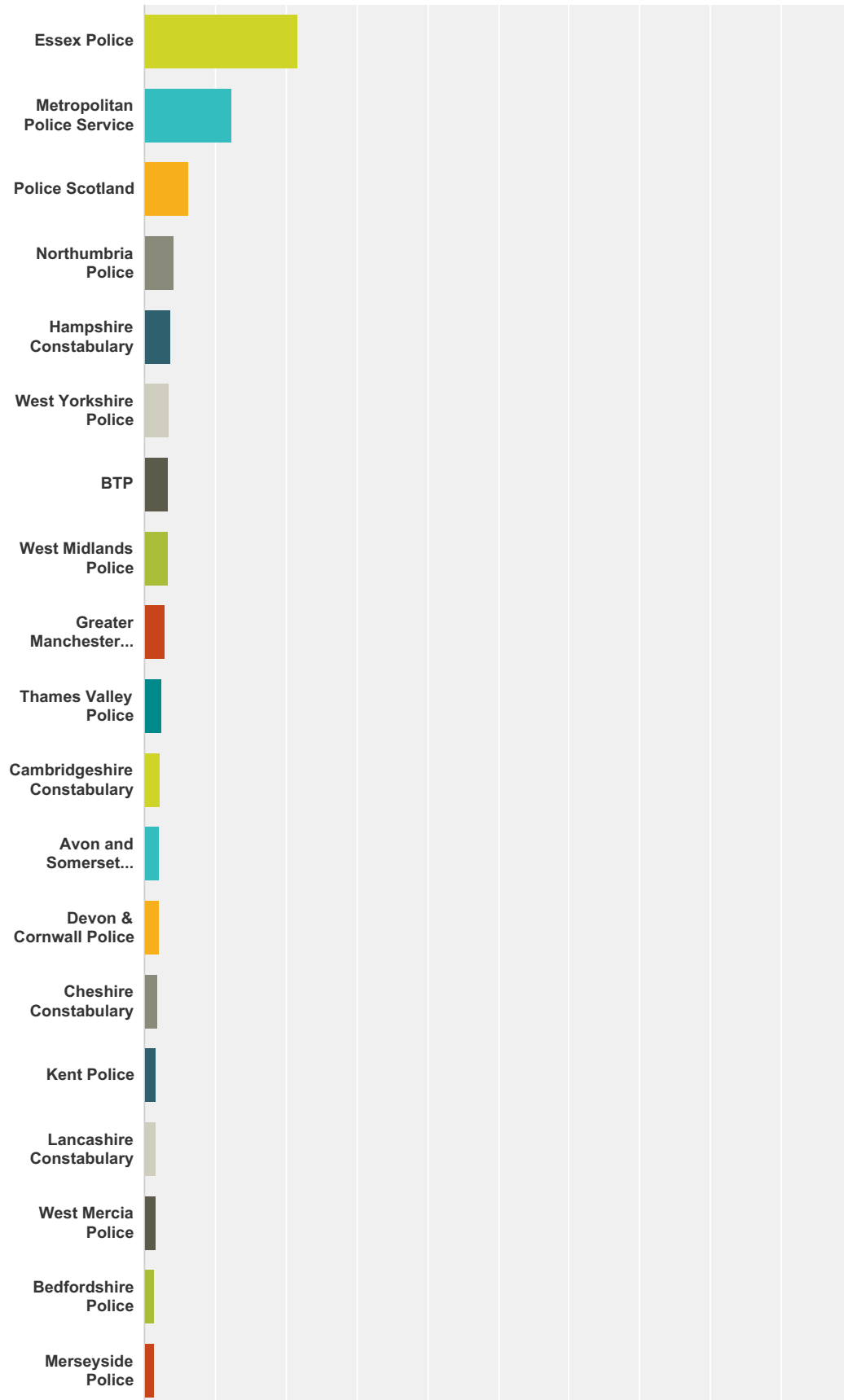
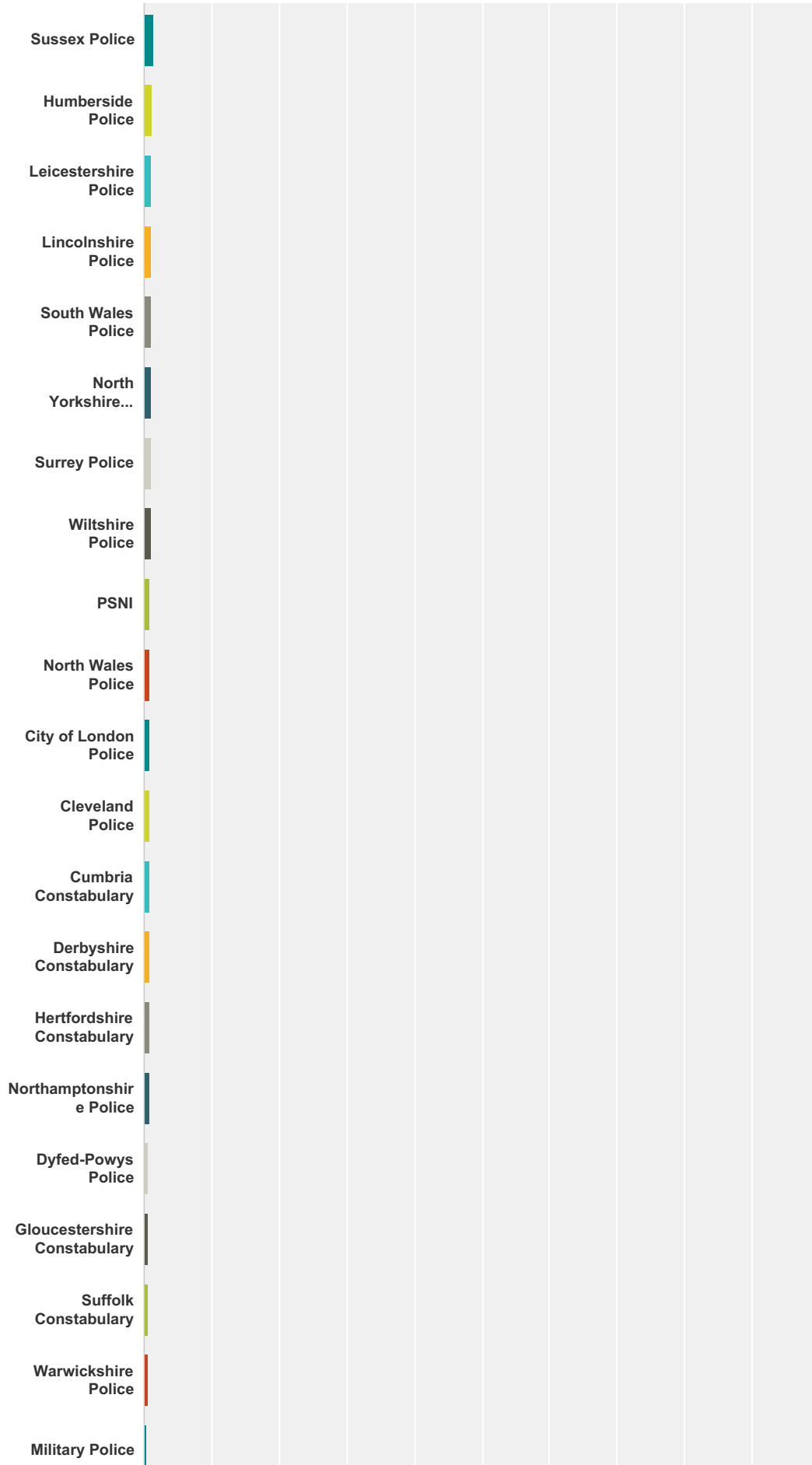
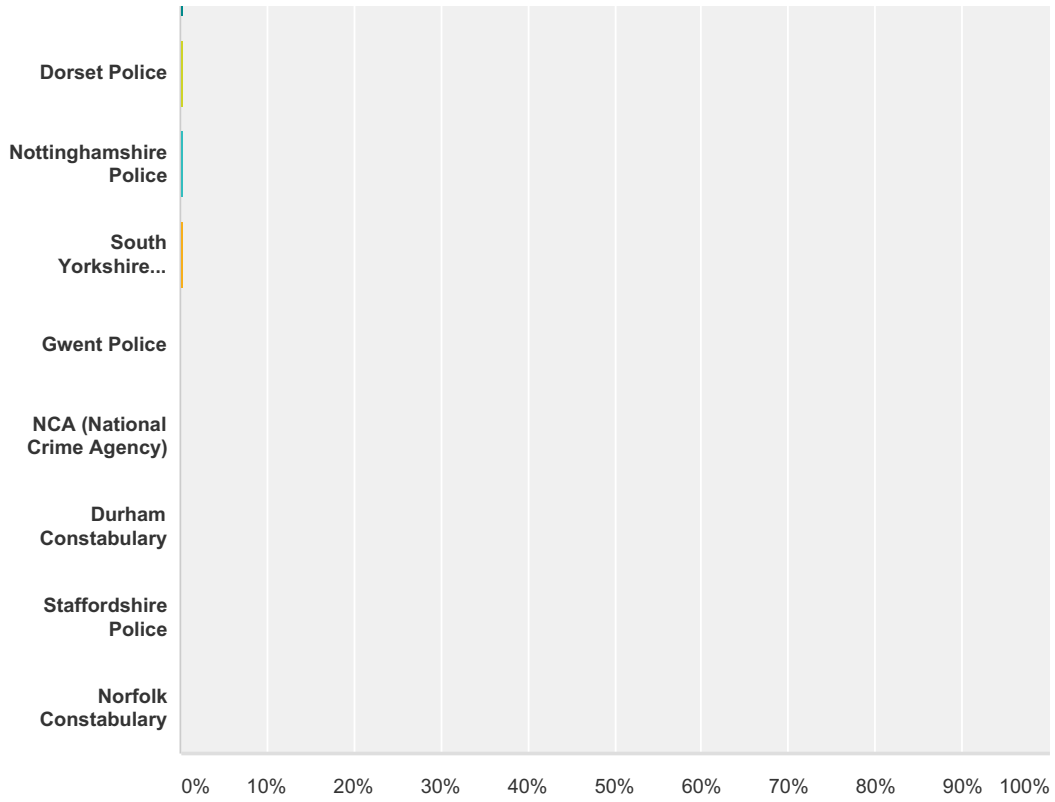


Q1 What force do you currently serve in?

Answered: 525 Skipped: 0







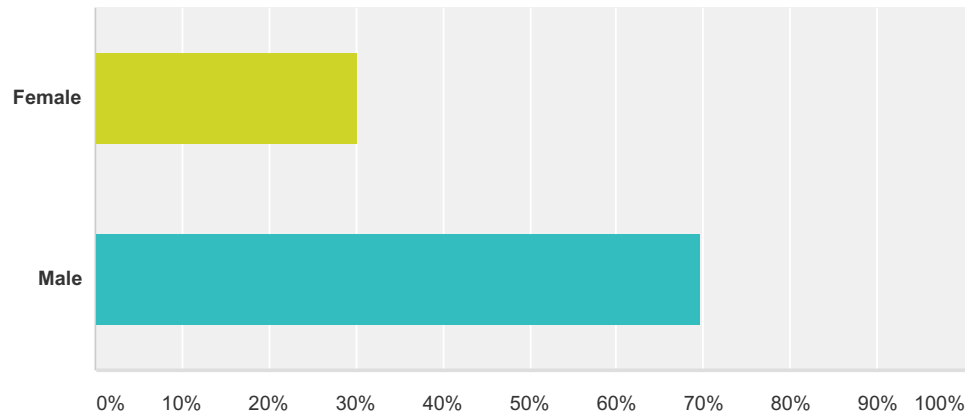
Answer Choices	Responses	Count
Essex Police	21.71%	114
Metropolitan Police Service	12.38%	65
Police Scotland	6.29%	33
Northumbria Police	4.19%	22
Hampshire Constabulary	3.81%	20
West Yorkshire Police	3.62%	19
BTP	3.24%	17
West Midlands Police	3.24%	17
Greater Manchester Police	2.86%	15
Thames Valley Police	2.48%	13
Cambridgeshire Constabulary	2.29%	12
Avon and Somerset Constabulary	2.10%	11
Devon & Cornwall Police	2.10%	11
Cheshire Constabulary	1.90%	10
Kent Police	1.71%	9
Lancashire Constabulary	1.71%	9

West Mercia Police	1.71%	9
Bedfordshire Police	1.52%	8
Merseyside Police	1.52%	8
Sussex Police	1.52%	8
Humberside Police	1.33%	7
Leicestershire Police	1.14%	6
Lincolnshire Police	1.14%	6
South Wales Police	0.95%	5
North Yorkshire Police	0.95%	5
Surrey Police	0.95%	5
Wiltshire Police	0.95%	5
PSNI	0.76%	4
North Wales Police	0.76%	4
City of London Police	0.76%	4
Cleveland Police	0.76%	4
Cumbria Constabulary	0.76%	4
Derbyshire Constabulary	0.76%	4
Hertfordshire Constabulary	0.76%	4
Northamptonshire Police	0.76%	4
Dyfed-Powys Police	0.57%	3
Gloucestershire Constabulary	0.57%	3
Suffolk Constabulary	0.57%	3
Warwickshire Police	0.57%	3
Military Police	0.38%	2
Dorset Police	0.38%	2
Nottinghamshire Police	0.38%	2
South Yorkshire Police	0.38%	2
Gwent Police	0.19%	1
NCA (National Crime Agency)	0.19%	1
Durham Constabulary	0.19%	1
Staffordshire Police	0.19%	1
Norfolk Constabulary	0.00%	0

Total	525
-------	-----

Q2 What is your gender?

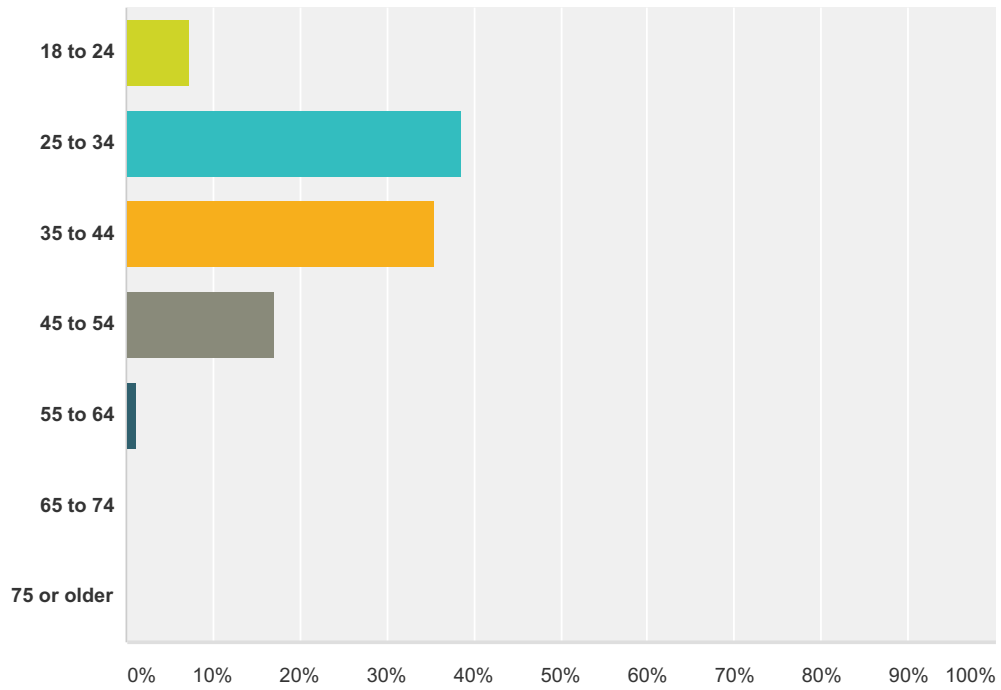
Answered: 525 Skipped: 0



Answer Choices	Responses	Count
Female	30.29%	159
Male	69.71%	366
Total		525

Q3 What is your age?

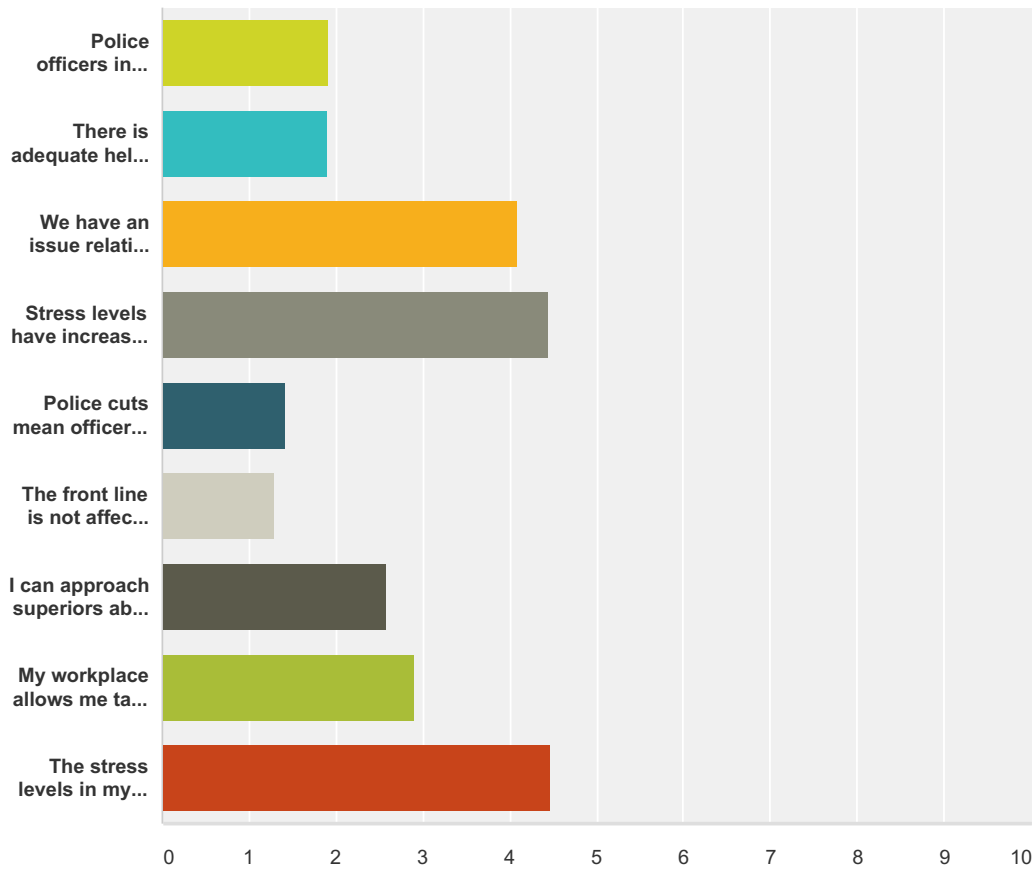
Answered: 525 Skipped: 0



Answer Choices	Responses
18 to 24	7.24% 38
25 to 34	38.67% 203
35 to 44	35.43% 186
45 to 54	17.14% 90
55 to 64	1.33% 7
65 to 74	0.00% 0
75 or older	0.19% 1
Total	525

Q4 In my opinion...

Answered: 466 Skipped: 59

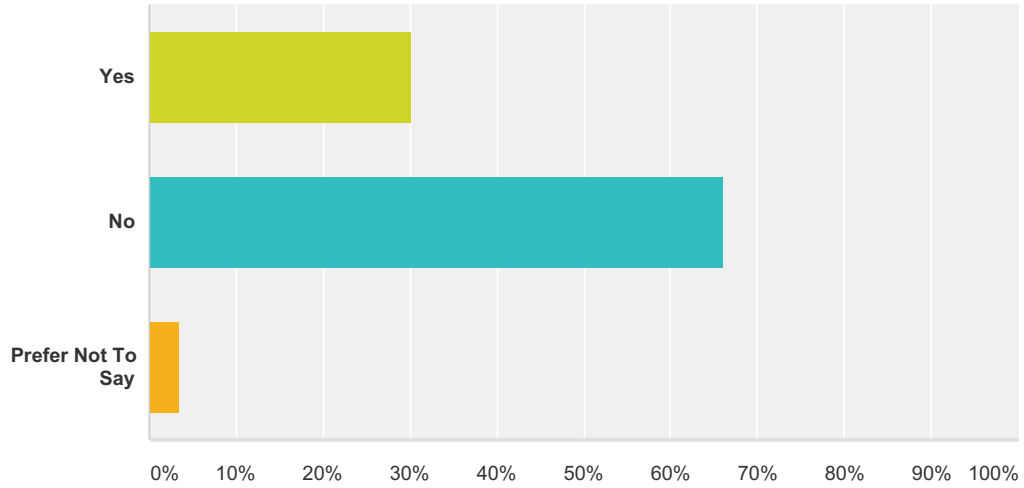


	Strongly Disagree	Disagree	Neither Way	Agree	Strongly Agree	Total	Weighted Average
Police officers in force get great emotional help	41.85% 195	34.12% 159	16.09% 75	6.44% 30	1.50% 7	466	1.92
There is adequate help and advice from other agencies	42.49% 198	34.55% 161	15.45% 72	5.36% 25	2.15% 10	466	1.90
We have an issue relating to stress related sickness	5.58% 26	5.36% 25	8.80% 41	34.98% 163	45.28% 211	466	4.09
Stress levels have increased since Austerity began	6.01% 28	1.07% 5	3.43% 16	22.10% 103	67.38% 314	466	4.44
Police cuts mean officers work more efficiently	71.24% 332	22.10% 103	2.15% 10	2.36% 11	2.15% 10	466	1.42
The front line is not affected by police cuts	88.84% 414	4.72% 22	0.64% 3	0.64% 3	5.15% 24	466	1.29
I can approach superiors about issues outside work	24.89% 116	27.04% 126	20.17% 94	21.46% 100	6.44% 30	466	2.58
My workplace allows me talk to colleagues about issues	13.09% 61	24.68% 115	26.18% 122	31.55% 147	4.51% 21	466	2.90

The stress levels in my job are higher now	5.15% 24	1.50% 7	3.86% 18	20.82% 97	68.67% 320	466	4.46
--	--------------------	-------------------	--------------------	---------------------	----------------------	-----	------

Q5 Have you ever been diagnosed with a Mental Health condition while being a Police Officer?

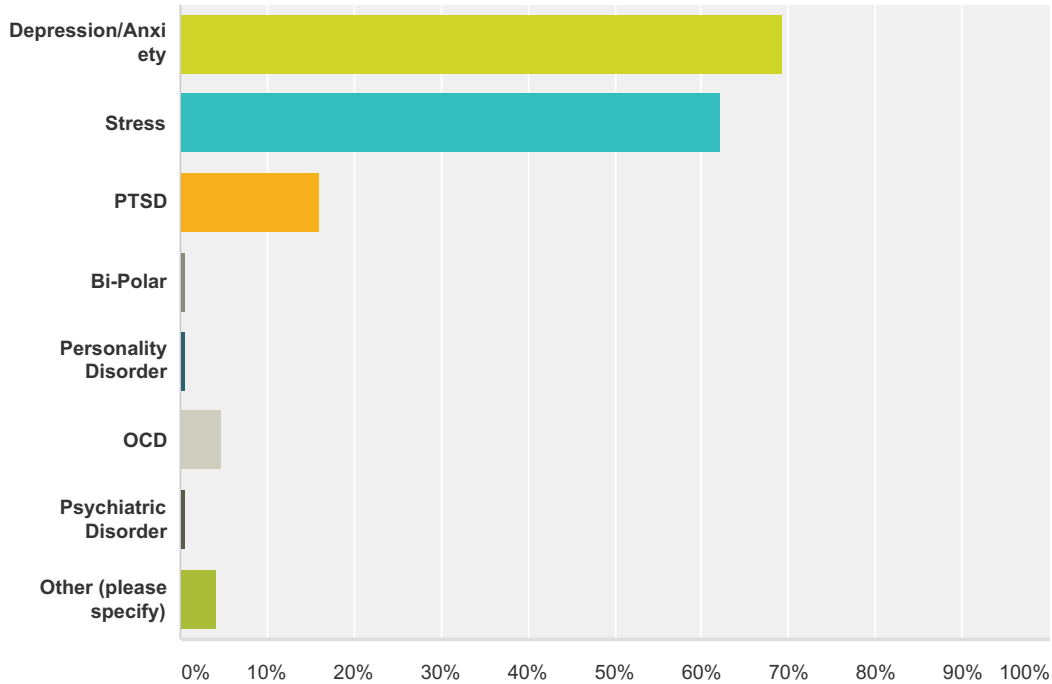
Answered: 462 Skipped: 63



Answer Choices	Responses	Count
Yes	30.30%	140
No	66.23%	306
Prefer Not To Say	3.46%	16
Total		462

Q6 If you answered Yes above, please clarify what issues you have been diagnosed with?

Answered: 143 Skipped: 382



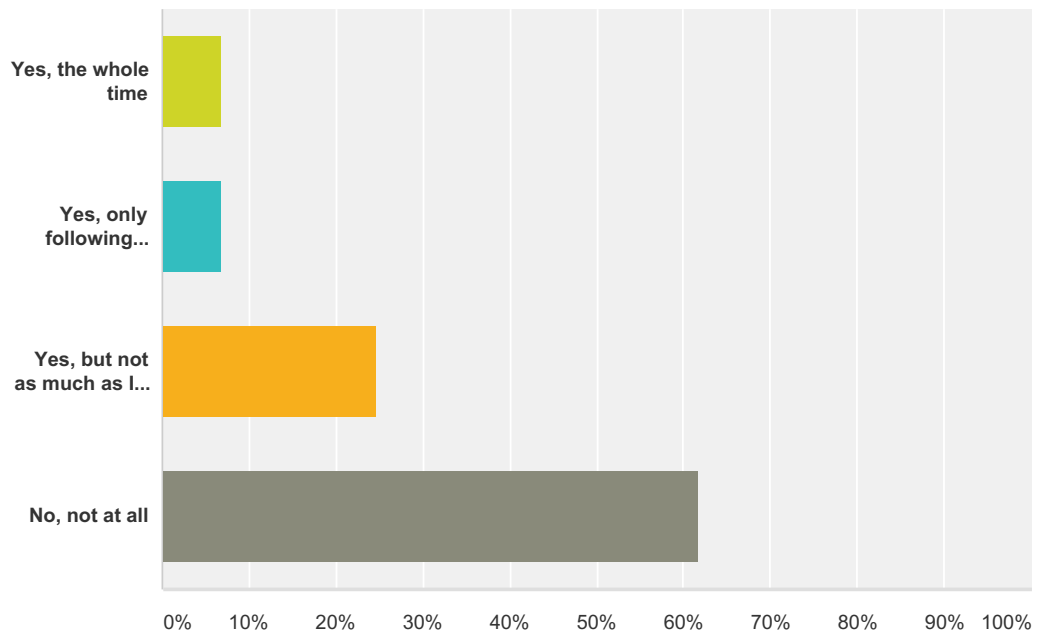
Answer Choices	Responses
Depression/Anxiety	69.23% 99
Stress	62.24% 89
PTSD	16.08% 23
Bi-Polar	0.70% 1
Personality Disorder	0.70% 1
OCD	4.90% 7
Psychiatric Disorder	0.70% 1
Other (please specify)	4.20% 6
Total Respondents: 143	

#	Other (please specify)	Date
1	Post natal depression	5/3/2015 5:20 AM
2	Gambling addiction	5/2/2015 1:33 PM
3	Not diagnosed, however, I feel anxious and somewhat depressed every day	5/1/2015 9:30 AM
4	Possibly PTSD also	4/30/2015 10:47 PM

5	Pnd	4/30/2015 3:37 PM
6	Endocrine issues and M.E	4/30/2015 2:23 PM

Q7 If yes to Q5:Did you feel supported with your illness by your organisation?

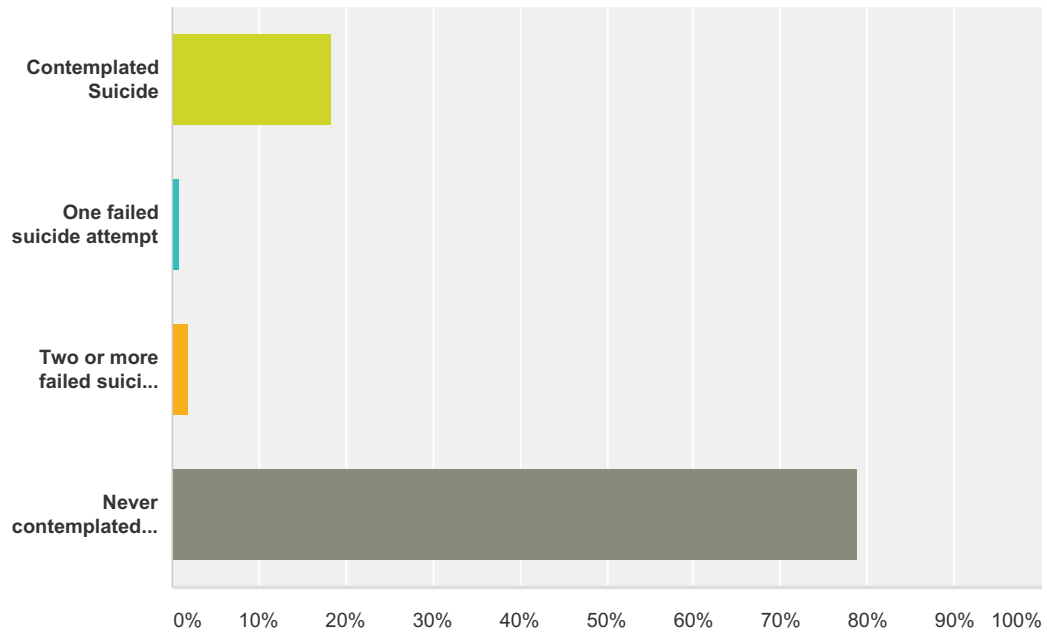
Answered: 175 Skipped: 350



Answer Choices	Responses
Yes, the whole time	6.86% 12
Yes, only following diagnosis	6.86% 12
Yes, but not as much as I should be	24.57% 43
No, not at all	61.71% 108
Total	175

Q8 Have you ever contemplated or attempted suicide

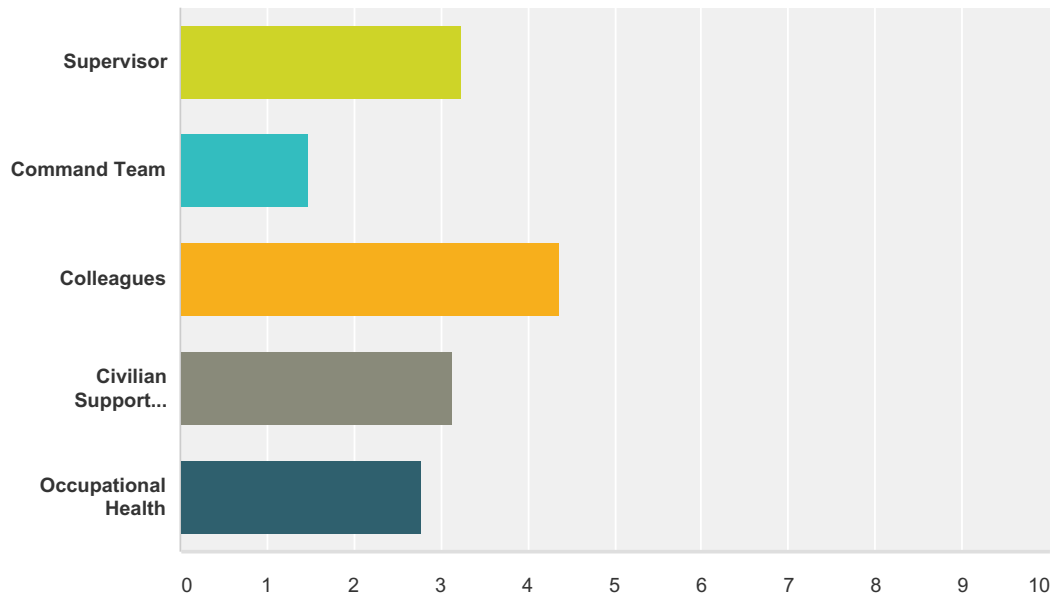
Answered: 390 Skipped: 135



Answer Choices	Responses
Contemplated Suicide	18.46% 72
One failed suicide attempt	0.77% 3
Two or more failed suicide attempt	1.79% 7
Never contemplated or attempted suicide	78.97% 308
Total	390

Q9 Rank who you would be more likely to talk about any issues to... (1 being highest, 5 being lowest)

Answered: 445 Skipped: 80



	1	2	3	4	5	Total	Score
Supervisor	8.31% 37	40.90% 182	20.90% 93	26.07% 116	3.82% 17	445	3.24
Command Team	3.37% 15	3.60% 16	6.07% 27	12.81% 57	74.16% 330	445	1.49
Colleagues	62.47% 278	20.67% 92	9.66% 43	4.72% 21	2.47% 11	445	4.36
Civilian Support Charities i.e. Samaritans/MIND	19.55% 87	18.43% 82	26.97% 120	25.39% 113	9.66% 43	445	3.13
Occupational Health	6.29% 28	16.40% 73	36.40% 162	31.01% 138	9.89% 44	445	2.78